

# Rainbow-Vision

## SANDPICTURE

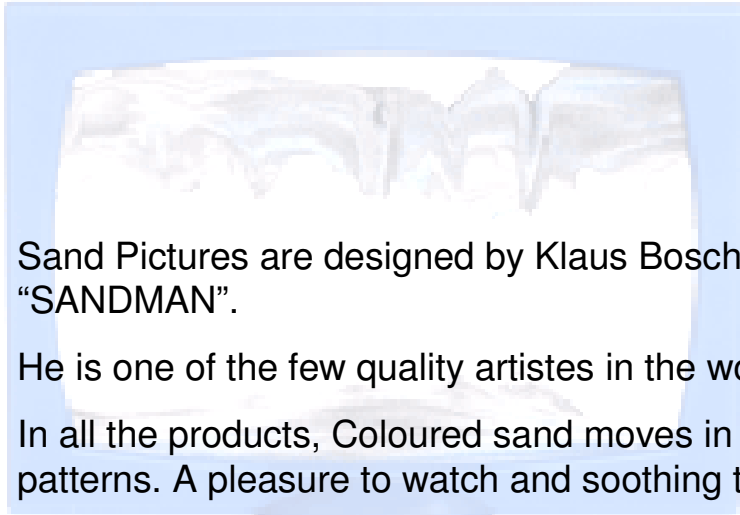
Klaus Bösch



Sand Division

**Alpha Source**  
*Trading Private Limited*

## SAND PICTURES - introduction



Sand Pictures are designed by Klaus Bosch ( Austria) who prides himself being called the “SANDMAN”.

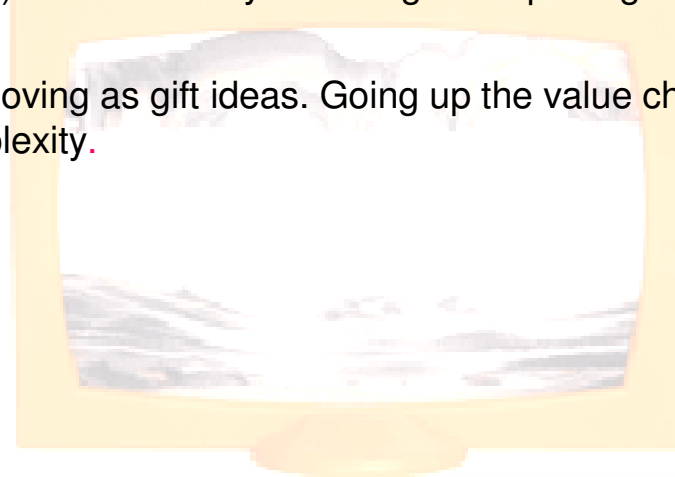
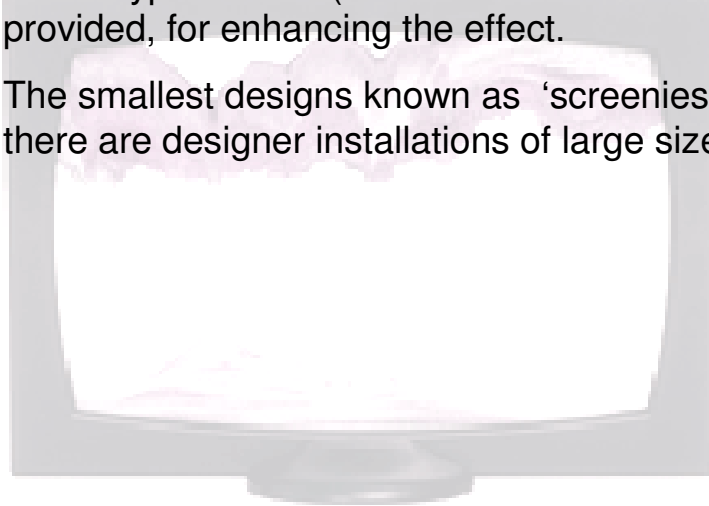
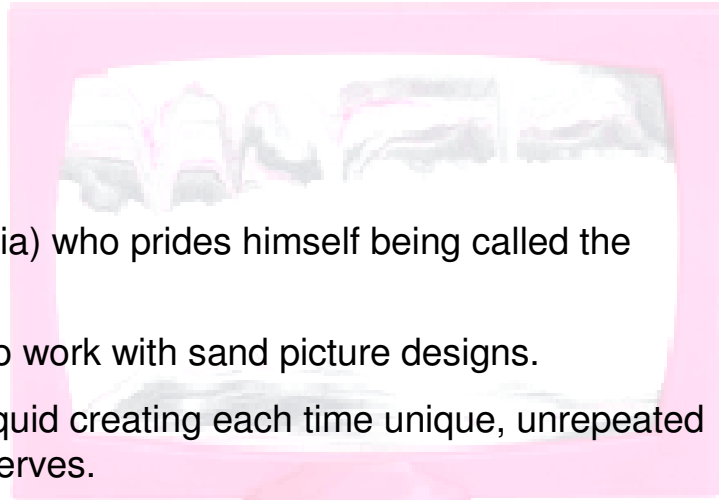
He is one of the few quality artistes in the world who work with sand picture designs.

In all the products, Coloured sand moves in clear liquid creating each time unique, unrepeated patterns. A pleasure to watch and soothing to the nerves.

They come as self standing or wall hanging models in different sizes & shapes. There are also some exclusive lamp & clock designs also.

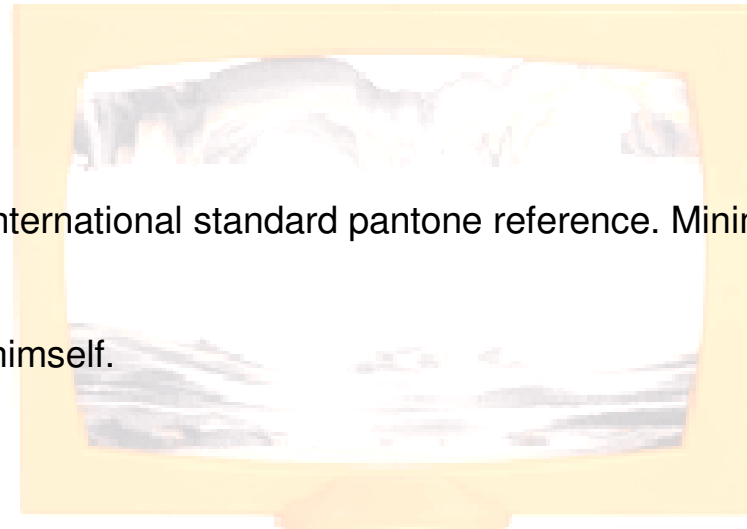
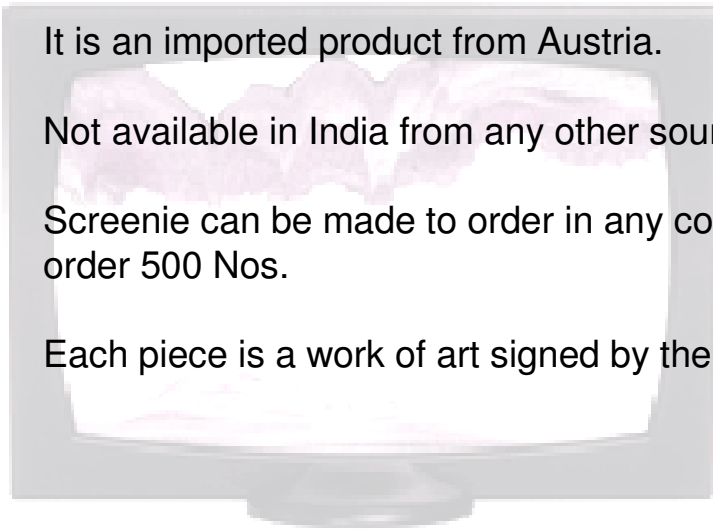
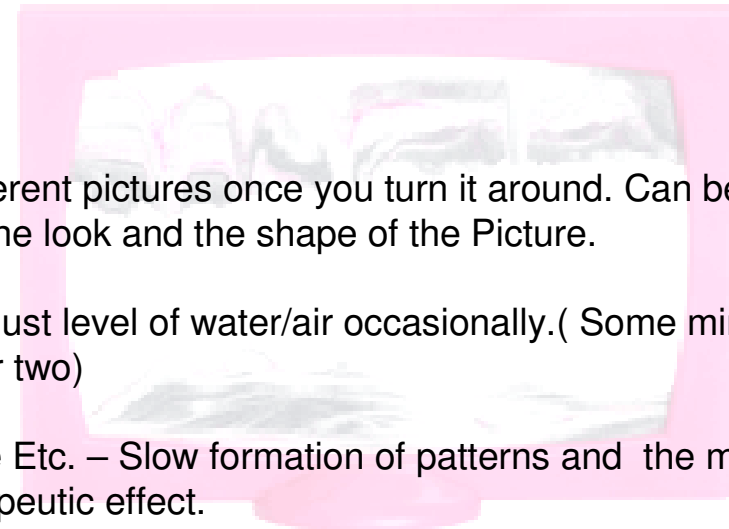
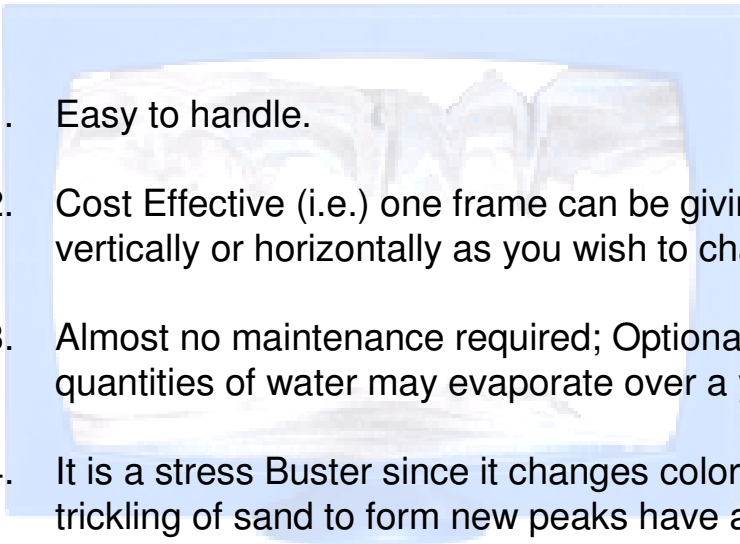
In wall type models ( Referred sometimes as MOVIES) there is always a background photograph provided, for enhancing the effect.

The smallest designs known as ‘screenies’ are fast moving as gift ideas. Going up the value chain there are designer installations of large size and complexity.



## Advantages of Sand\_Pictures

1. Easy to handle.
2. Cost Effective (i.e.) one frame can be giving different pictures once you turn it around. Can be kept vertically or horizontally as you wish to change the look and the shape of the Picture.
3. Almost no maintenance required; Optional to adjust level of water/air occasionally.( Some minute quantities of water may evaporate over a year or two)
4. It is a stress Buster since it changes color shape Etc. – Slow formation of patterns and the minute trickling of sand to form new peaks have a therapeutic effect.
5. Worth owning the product for its artistic value.
6. It is an imported product from Austria.
7. Not available in India from any other source.
8. Screenie can be made to order in any color of international standard pantone reference. Minimum order 500 Nos.
9. Each piece is a work of art signed by the artist himself.



## Screenie



•**SCREENIES:** Our entry level price point, yet the same magic as largest Coral Reef. The best selling as a gift,



Size of the Screenie: 16,5 x 11,7 x 5,4

**Alpha Source**  
Trading Private Limited

# Horizon



**HORIZON:** Larger than the screenie and made with wood frame this has an elegance of its own. Sits well on a table and can be handled easily. .



Size of Horizon: 21 x 14 x 3,2

**Alpha Source**  
Trading Private Limited

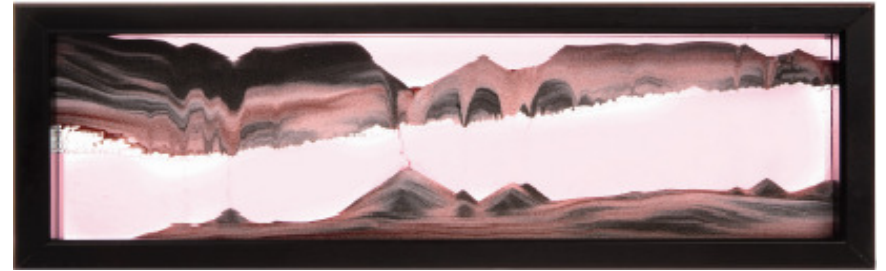
## Window



This is a beautifully designed piece for the shelves or the drawing room / lounge table. Very easy to handle and elegant in presentation, this doubles as a sophisticated personal and corporate gift.



Size of Window: 33 x 21,5 x 6



**COREL:** This has the added feature of coloured water. Has been accepted as a beautiful desk-top design across the world and looks great on the shelves also.

size of corel: 42 x 15 x 4



Very distinctive. This design is inspired by the view from an underwater submarine through the view-port. It has an aristocratic persona and makes a classy gift.

Size of Deep sea: 26 x 28 x 6



## MOVIES



Movies form the driving force behind the popularity of Sand Pictures. The performance of the sand has a multiplier effect because of the carefully selected back-ground images. There are about nine images in this model. Each is available in three standard sizes and one Extra Large size which is made to order. Refer below for a quick view of the images.

**S:** 33.5x22.5x2.5 **M:** 42x29x2.5 **L:** 57x42x4 **XL:** 74x54x4

## Frequently asked Questions

**Q: How does it work ?**

**A: gravity pulls our proprietary blend of fine grained sand through the air bubbles to create a unique 3-D landscape each time. You can regulate the amount of air in the rainbow vision which will result in the faster or slower flow of sand.**

**Q: how do you attach it to the wall so that you can easily turn it over?**

**A: The rainbow vision sand pictures wall hanging type comes with a bracket that will allow you to “swivel” the picture 180 degree and start a new landscape.**

**Q: what if sand isn't falling or it is falling too quickly?**

**A: by using the enclosed injector, you can remove air for a faster flow of sand or add air for a slower release of sand through the air bubbles. The slow rate tends to create Pyramids/ peaks. There are two small holes in each Rainbow Vision Sand picture to regulate the air. The soft sealant allows the needle to go through, into the air space in the picture. Ref user's manual for more details. **USE ONLY THE INJECTOR PROVIDED.****

**Also, to make fine bubbles, shake the pictures to separate the air into smaller bubbles. The smaller the bubbles' , the more dramatic the resulting landscapes.**

**If unused for several weeks, you might have to shake loose the sand by gently knocking on the glass to get sand moving again.**

**Q: Can elevation or change in barometric pressure have an effect?**

**A: Yes, it can expand and contract the air bubbles. If this happens, just adjust the air with the injector.**

**Q: do I ever need to add water? What kind of water do I need to use**

**A: yes, may be once a year if desired . Due to evaporation, some water will evaporate. We recommend you to use distilled water since the normal water might be microbially contaminated. Only add water; do not remove the water in your sand picture. You will not need to add much water. Do not over – fill.**

**Q: Will it leak?**

**A: With proper injector usage and normal handling, the water will not leak.**

**Q: What happens if the water freezes in my sand picture?**

**A: Allow it to thaw normally. The self- healing silicone allows expansion of the sand picture. Freezing water wont harm the artwork.**

**Q: how long will my Rainbow vision last?**

**A: With proper care and handling, your Rainbow vision will last many, many years.**



**Q: What comes with my purchase?**

**A: the Rainbow vision framed piece as well as an injector, wall bracket or table mount (depending on the model), screws, information on Klaus Bosh (the artist), and a owner's manual.**

**Q: How are they made?**

**A: Each rainbow vision is individually handcrafted in Austria . Klaus Bosch, “ the SAND MAN” the inventor and creator, attends to all details to make sure each piece is superior, technically and artistically.**

**Q: I have noticed I tend to feel better, May be even less stressed when I enjoy my Rainbow vision sand picture.**

**A: Our personal experience is the Rainbow vision does tend to relieve stress, stimulate our creative Juices, calm soothe and heal our mind and body. And, Since each time is different, it will only become more and more interesting and Enjoyable!**

## HOW it is made?

A sand picture is an interactive device, relaxing and stimulating. It is made of two sheets of glass with a clear liquid and air in between. and sealed at the border's. Specially selected Coloured sand is used, to create interactive patterns. It takes as much as two years at times to get some designs perfected. All sand pictures are hand crafted individually.


When the frame is turned around, sand begins to drop down, in a Fascinating 3D-effect, different at the same time it also combines the benefit of a creative art design, patterns of dunes and clouds are formed each time. Rainbow Vision sand pictures provide fun and relaxation with creative designs.

Klaus Bosch is the only sand artist world wide able to produce a Verity of size small and large and also several innovative designs

Comments most commonly heard by people who see the products include: Soothing, relaxing, mesmerizing, healing and the most common "that is soooo cool!"



Use the Syringe to increase and decrease the airflow see the next pic on how to use it




Keep the transparent OHP sheet as directed in the pic and insert the syringe in the holes and control the air flow, the more the air slower the fall of sand

**CAUTION:**

pls do it very carefully it is a sandwiched glass might break if overdone

*Alpha Source*  
Trading Private Limited



Pls affix the wall clamp on the wall using the screws given with the picture insert the Sand picture into the “U” of the clamp.

The table stand is only designed for the small movies





## **How to handle a SCREENIE**

**What you have purchased is a Screenie, a miniature version of the moving sand picture designed for tables and shelves where you can reach and handle them easily. Please make sure to keep it in a place where the light and therefore visibility is good. The round base has a slot in which the picture can be placed vertically or horizontally. It may take up to 5 minutes or more for the fine sand particles to settle to give you the final colour scape. It is not necessary that all the sand particles fall down. Some of them may choose to stay up in the 'air'. The resulting pictures can be full of surprises each time. You will eventually find the sand picture working a part of your daily routine.**

**The syringe and the needle is used to adjust the air quantity in the picture. You will find a tiny hole on either side of the picture frame. Bring the air in the form of a triangle to one corner of the picture without any water and sand. Introduce the needle through the tiny hole provided and pull out or pump in air.**

**CAUTION: Be careful not to pump in too much; it may crack the glass. The transparent sheet in the pack is a scale you can use. It has a triangle marked SCR and this can be used to adjust the level of air. However it is only a guide and not a final word. More the air, slower the movement of sand.**

## **How to handle a DEEP SEA**

**The Deepsea design has a large base with a slot. The round frame sits in the slots comfortably. The frame can be lifted turned to any angle and placed into the slot to see Beautiful patterns emerging.**

**For Enquiries contact : Alpha Source trading Private Limited**  
119, 1 A Cross, 3rd Main, Domlur 2nd Stage,  
Bangalore-560 071  
Tel: +91 80 41227046 Fax: +91 80 41486268.  
Email: [alphasourcetrading@airtelmail.in](mailto:alphasourcetrading@airtelmail.in)

**The link given below leads you to a you tube video clip pls copy & paste on your browser to view the clip. This also gives you an idea of how the picture would behave. The static pictures in the earlier slides would not give this impression.**

<http://www.youtube.com/watch?v=I-U-vMIsSxE>